



Vista Multi Slide™



IMPACT & NON-IMPACT RATED
Sliding Door System



#34003



Enjoy the View



Vista Multi Slide™ stands out, whether you need strong impact ratings for hurricane regions or non-impact options for inland construction. When you combine the largest panel heights and widths with the smallest interlock sight line (less than 1"), you get bigger views, bigger support and bigger possibilities.

The massive, gliding panels open and close effortlessly thanks to the EZ Glide roller system. The sill can be embedded flush with the finished floor and still meet water ratings without the need of a sill riser.

At Euro-Wall, everything we do is Superior by Design. We constantly push ourselves to provide the highest quality doors with the largest views to give you the freedom to design without limitations.



Features & Benefits

Thinnest Profile

Enjoy unobstructed panoramas with the smallest interlock sight lines (less than 1").

No Sill Riser

The floor track provides a flush transition yet protects from water filtration.

Panel & Track Options

Customize your space with flexible configurations, including up to 8 panels in a single stack direction.

Largest Impact-Rated Panels

Get bigger, protected views with fewer panels.

Easy Operation

It's quiet, safe and effortless with automation options available to open and close.

System Thresholds

MAXIMUM / MINIMUM SPECIFICATIONS

	IMPACT RATED	NON-IMPACT RATED
MAX. PANEL WEIGHT	800 lbs	800 lbs
MAX. PANEL HEIGHT	168"	180"
MAX. PANEL WIDTH	84"	96"
MIN. PANEL HEIGHT	32"	32"
MIN. PANEL WIDTH	24"	24"
INTERLOCK THICKNESS	15/16"	15/16"
MAX. # OF PANELS	8	12

Note: When using maximum panel widths & heights, panels may exceed maximum panel weight of 800 lbs. Calculated weight check should be done. For installations in Florida, please see the Florida Product Approval (#34003) for usage and limitations.



10-Year Limited Warranty

Euro-Wall warrants the products to be free from manufacturing defects for a period of 10 years.



System Components

1 Less Than 1" Interlock Sight Line

2 Twinpoint Lever

3 Ladder Pull

4 Pawl & Catch

5 Wheel Assembly

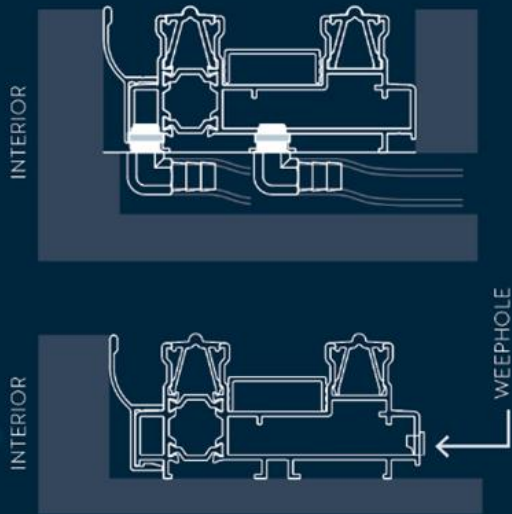
6 Panel Corner Key

7 Frame Corner Key



Embedded Track Details


The Vista Multi Slide™ sill / track can be fully embedded with a low-profile configuration. The hidden track option allows optimal threshold clearance and creates a clean, seamless interior / exterior sight line.



For weather challenged climates, the flush and low profile hidden track systems are manufactured to meet most water rating specifications without the need of a sill riser.

Less than 1" Sight Line Profile

The Vista Multi Slide™ interlock (where the panels join when the door system is closed) has a PROFILE WIDTH OF LESS THAN 1". This provides the largest uninterrupted view on the market for any impact-rated multi-slide door system.



Finish Options

STANDARD FRAME & DOOR PANEL FINISHES



Standard finish is Sunstorm Arcadia Silver (Kynar AMMA 2605).

FRAME & DOOR PANEL FINISHES

- Kynar® Liquid Paint or Powder Coat finishes available
- Custom powder coat or Kynar® finishes available
- Custom faux woodgrain finishes available
- Custom handle options available

INTERIOR WOOD CLAD FINISH OPTION

- Mahogany / sapele
- White oak
- Additional wood species available



Wood clad veneer option shown

Hardware / Handle Finish Options

LADDER PULL



Ladder Pull Sizes up to 8' Tall


Brushed Satin
Polished Stainless Steel
White
Bronze
Black

LOCKING LEVER




Sunstorm Arcadia Silver
Brushed Satin
White
Bronze
Black
Custom Colors Available

SILL / TRACK



Clear Anodized
White
Bronze
Black
Custom Colors Available

Note: The colors shown are an approximation of actual color and finish. Actual colors and finishes may vary slightly.

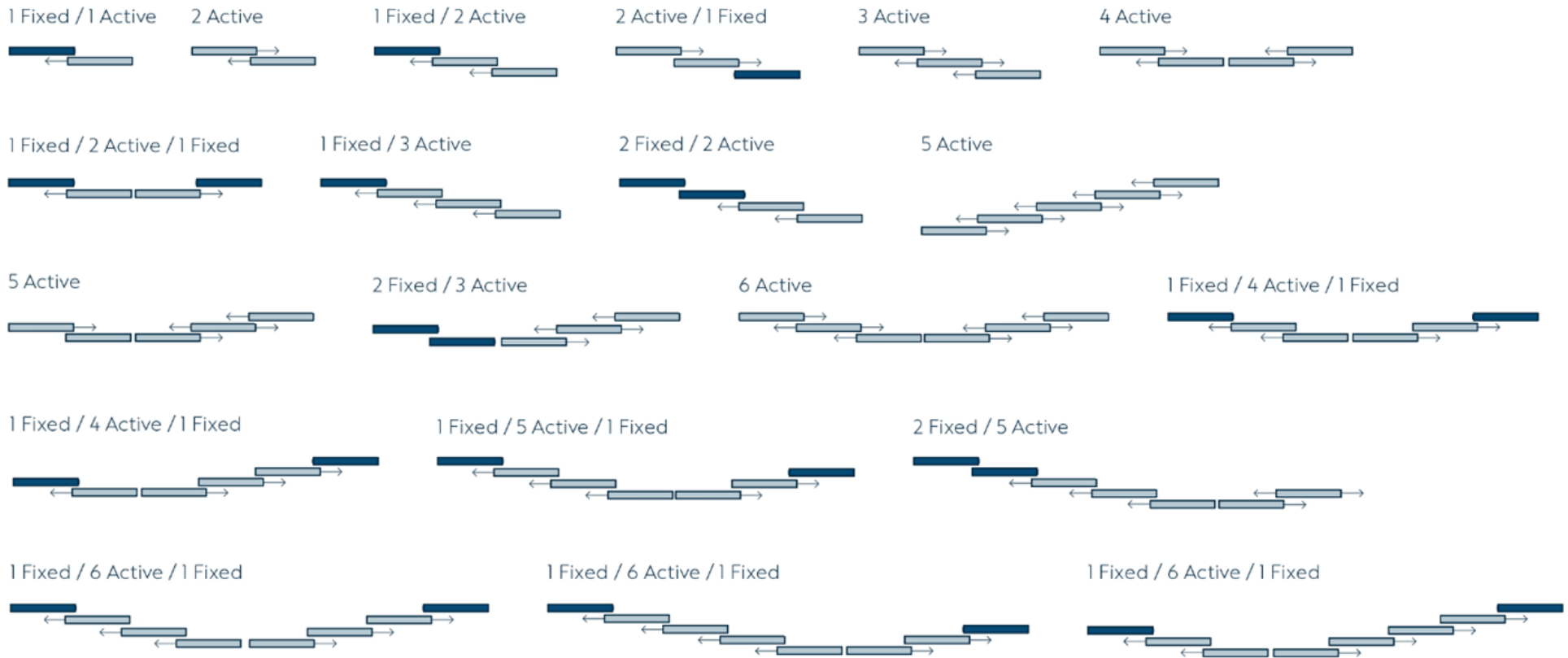




Note: These configurations are just a few examples of the numerous possibilities for Vista Multi Slide™ layout options. For installations in Florida, see the Florida Product Approval (#34003).

Configurations

■ Fixed Panel □ Active Panel

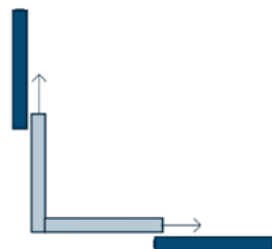


Specialty Configurations

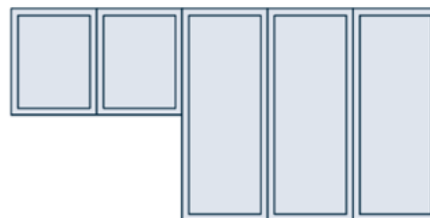
POSTLESS CORNER

1 Fixed / 2 Active / 1 Fixed

Postless Corner Configuration:
This configuration is just one of many options and can be produced with up to 8 panels



SPLIT LEVEL 2 Left / 3 Right





NEED *extra* SUPPORT

Do you have questions about Vista Multi Slide™ and how it can make an impact in your space? Our FOR YOU Crew™ is always ready with friendly, one-on-one support.

